



Windows III: Customizing Windows

Why change the look of the computer? Whenever we use something for an extended time we give it a touch of our personalities. We may put up a small picture or an object we like. We do this because it makes the space more comfortable. We can also customize your computer to make it easier to control.

Using a computer should be comfortable, so go ahead try it! 😊

Control Panels have a lot of great things you can change, but like your car if you don't understand what they do it might be better not to touch them. However if you are curious, just remember any changes can be stopped by pressing the cancel button. Below are some of the most useful and common control panels.

Control Panels



- a. **Accessibility Options**-used when the user has a physical challenge that make using the computer difficult, like sight impairment.



- b. **Add/Remove programs**-only way to safely install and remove software programs

- c. **Date and Time**-used to change the date and time for the computer



- d. **Keyboard**-used to change the repeat speed for keys on the keyboard

- e. **Mouse**-used to change the speed of the mouse and the double click speed



- f. **Power**-used to conserve electricity. Set the amount of time before the computer powers down and uses less electricity

- g. **Sounds and Multimedia**-used to change volume and other sound settings

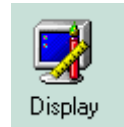


- h. **Internet Options**-used to change your Internet settings

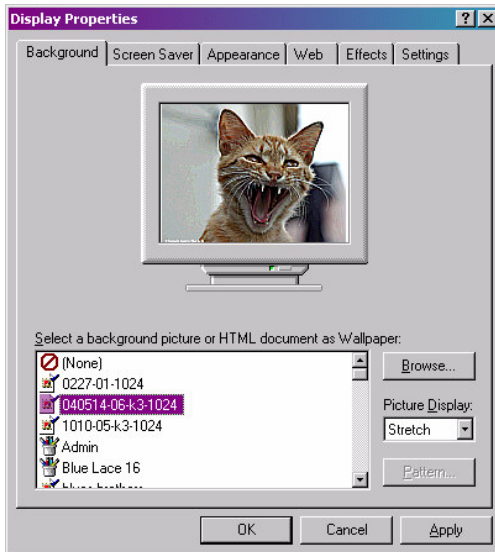


Display control panel

Open the display control panel



Click a tab to see different options

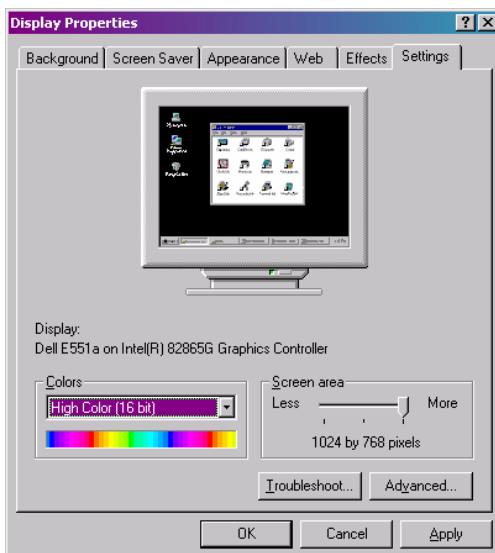
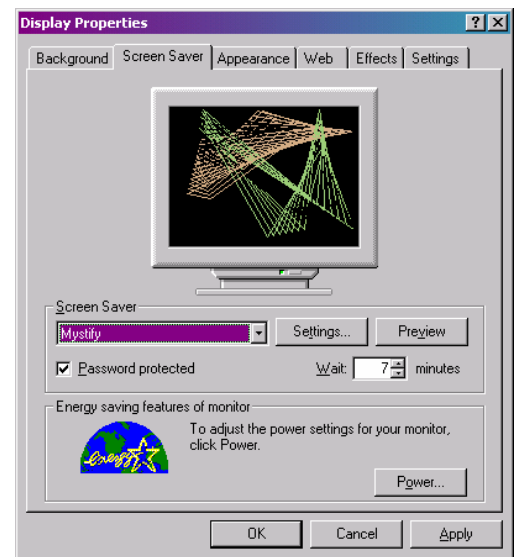


Background or Desktop

- Changes the picture, scene, or texture on your desktop screen
- Click on a different picture to see a sample of it
- Press apply to see the change

Screen Saver

- Moving images that appears on the screen after a set amount of time
- Click on different screen savers
- Press preview to see what they do-Hold mouse still!
- Change the amount of time by clicking on wait buttons
- Some are useful and some are only for fun



Settings

- *Raise* the resolution to give yourself more space on the desktop-Makes icons, text and window smaller
- *Lower* the resolution to see larger windows and icons-Makes icons, text and window bigger
- *Raise* the amount of colors used to see pictures better
- *Lower* the amount of colors used to speed computer up

Important

After changing your options choose one

- Click **Apply** to keep changes

or

- Click **Cancel** to get rid of changes